
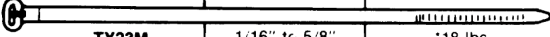

























This plastic cable tie is ideal for many racing vehicle applications where components like wiring and plumbing must be tied together and anchored securely. Only Thomas & Betts use a stainless locking tab in the head to maintain a positive grip. The ribbed body prevents lateral slippage. Stocked in black, weather & UV resistant "MX" series.

Most commonly specified items are marked with a thumbs up on the chart.

Cat. No.	Wire Bundle Range	Minimum Tensile Unlocking Strength MIL-S-23190 (Type I Class 1)*	Width	Length	Installing Tool	UL Listing
  TY23M MS3367-4	1/16" to 5/8"	*18 lbs.	.094"	3.62"	WT1, TR227 WT199, WT193	File No. E49405
 TYB2315M	1/16" to 1-1/2"	18 lbs.	.094"	7.00"	WT1, TR227 WT199, WT193	File No. E49405
  TY232M	1/16" to 2"	18 lbs.	.094"	8.00"	WT1, TR227 WT199, WT193	File No. E49405
  TY234M	1/16" to 4"	18 lbs.	.094"	14.00"	WT1, TR227 WT199, WT193	File No. E49405
  TY24M MS3367-5	1/16" to 1-1/4"	*30 lbs.	.140"	5.50"	WT1, TR227, WT2 WT199, WT193	File No. E49405
  TY242M	1/16" to 2"	40 lbs.	.140"	8.19"	WT1, TR227, WT2 WT199, WT193	File No. E49405
  TY26M	1/16" to 3"	40 lbs.	.140"	11.08"	WT1, TR227, WT2 WT199, WT193	File No. E49405
 TY244M	1/16" to 4"	40 lbs.	.140"	14.50"	WT1, TR227, WT2 WT199, WT193	File No. E49405
  TY25M MS3367-1	1/16" to 1-3/4"	*50 lbs.	.184"	7.31"	WT1, TR227, WT2, WT3 WT199, WT193	File No. E49405
  TY253M MS3367-7	1/16" to 3"	*50 lbs.	.184"	11.41"	WT1, TR227, WT2, WT3 WT199, WT193	File No. E49405
  TY28M MS3367-2	1/16" to 4"	*50 lbs.	.184"	14.19"	WT1, TR227, WT2, WT3 WT199, WT193	File No. E49405
 TY272M	3/16" to 2"	120 lbs.	.301"	8.00"	WT197, WT2, WT3	
  TY27M MS3367-3	3/16" to 3-1/2"	*120 lbs.	.301"	13.38"	WT197, WT2, WT3	File No. E49405
  TY29M MS3367-6	1-1/2" to 9"	*120 lbs.	.301"	30"	WT197, WT2, WT3	File No. E49405